




350

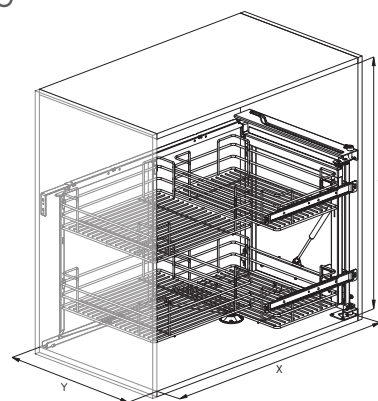
GREEN LINE

Meccanismo estraibile per angolo base, con 4 cesti, fondo in filo, completo di soft. Versione sinistra o destra.

Pull-out mechanism for corner base unit, with 4 baskets, wire bottom, complete of soft. Left or right side version.



INFO



GUIDE THOMAS REGOUT - THOMAS REGOUT SLIDES

>□<	X	Y	Z	KG
900	860-1000	470 505	600	35
1200	1100-1168	470 505	600	35

OPTIONAL

351

Barra posteriore 1200 mm.
1200mm back bar.




>□<	X
1200	1100-1168

FINITURE - FINISH



Cromo - Chrome



Grigio - Grey



Orione - Orion