


HOCHSCHRANK PLENO LARDER PULL-OUT

The universal larder pull-out for units with standard hinged doors



 swiss made

CONFIGURATIONS



Libell shelves, white



Libell shelves, silver



Libell shelves, anthracite



Fiore shelves, anthracite

DISTINGUISHING FEATURES



- Just open the unit doors to make the unit's contents glide out smoothly
- The universal larder unit pull-out for kitchens, living rooms and dressing rooms
- Access from three sides
- You can adjust the heights of the clip-on shelves individually
- For hinged doors with standard hinges (front panels with handles or handle-free front panels with push-to-open system)
- Can be mounted on the right or the left
- Soft opening and closing
- Mounted on ball bearings for smooth movement when pulled out

OPTIONS



Adjustable extra shelves

These magnetic extra shelves can simply be placed on top of the shelves, and their angle can be adjusted. A practical solution that provides extra space for items like pot lids.



Non-slip mat

The magnetic non-slip mat for Libell shelves stops the unit's contents from sliding around.



Divider

Magnetic dividers are a flexible way for you to organise the space on your shelves and stop stored items from falling out of the unit.

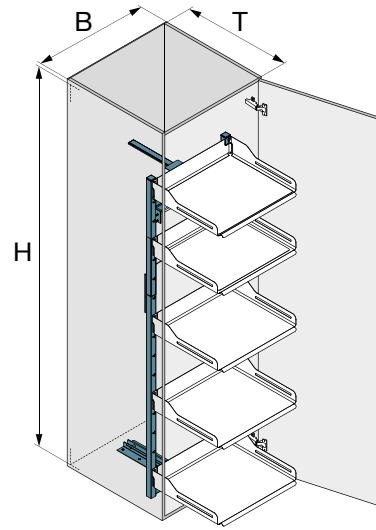



Wooden boxes

Handmade oak boxes of various sizes for storing and organising small items. You can stack and rearrange them however you like.

TECHNICAL ILLUSTRATION

B= Unit widths	450/600 mm
T= Interior depth	500 mm
H= Interior height	1300/1600/1900 mm





Hochschrank Pleno Libell larder pull-out 1900

Complete mechanism set, including a set of Libell clip-on shelves

Set includes:

- 1 main frame
- 1 frame top 1900
- 6 clip-on shelves Libell
- 1 set of door connections
- 1 lower slide, including Softopen
- 1 upper slide

Opening angle: 110°

Load capacity: 100 kg

Interior depth: min. 500 mm

Unit width	Surface	Width	Depth	Height	Art. No.
450	white	412 / 418	495	1715	100.0917.01
450	silver	412 / 418	495	1715	100.0917.12
450	anthracite	412 / 418	495	1715	100.0917.43
600	white	562 / 568	495	1715	100.0918.01
600	silver	562 / 568	495	1715	100.0918.12
600	anthracite	562 / 568	495	1715	100.0918.43



Hochschrank Pleno Libell larder pull-out 1600

Complete mechanism set, including a set of Libell clip-on shelves

Set includes:

- 1 main frame
- 1 frame top 1600
- 4 clip-on shelves Libell
- 1 set of door connections
- 1 lower slide, including Softopen
- 1 upper slide

Opening angle: 110°

Load capacity: 100 kg

Interior depth: min. 500 mm

Unit width	Surface	Width	Depth	Height	Art. No.
450	white	412 / 418	495	1412	100.0833.01
450	silver	412 / 418	495	1412	100.0833.12
450	anthracite	412 / 418	495	1412	100.0833.43
600	white	562 / 568	495	1412	100.0842.01
600	silver	562 / 568	495	1412	100.0842.12
600	anthracite	562 / 568	495	1412	100.0842.43



Hochschrank Pleno Libell larder pull-out 1300

Complete mechanism set, including a set of Libell clip-on shelves

Set includes:


- 1 main frame
- 4 clip-on shelves Libell
- 1 set of door connections
- 1 lower slide, including Softopen
- 1 upper slide

Opening angle: 110°

Load capacity: 100 kg

Interior depth: min. 500 mm

Unit width	Surface	Width	Depth	Height	Art. No.
450	white	412 / 418	495	1104	100.0832.01
450	silver	412 / 418	495	1104	100.0832.12
450	anthracite	412 / 418	495	1104	100.0832.43
600	white	562 / 568	495	1104	100.0841.01
600	silver	562 / 568	495	1104	100.0841.12
600	anthracite	562 / 568	495	1104	100.0841.43



Non-slip mat magnetic


For the Libell clip-on shelf for Hochschrank Pleno

- Magnetic
- Easy to remove for cleaning

oyster white = for white shelves

walnut grey = for silver/anthracite shelves

Unit width	Surface	Width	Depth	Height	Art. No.
450	oyster white	282	364	0.5	100.0812.57
450	walnut grey	282	364	0.5	100.0812.56
600	oyster white	432	364	0.5	100.0815.57
600	walnut grey	432	364	0.5	100.0815.56



Non-slip mat Standard Libell

For the Libell clip-on shelf for Hochschrank Pleno

- Gummed on both sides
- Raised diamond pattern
- Easy to remove for cleaning

Unit width	Surface	Width	Depth	Height	Art. No.
450	grey	326	393	1	100.0816.18
600	grey	476	393	1	100.0819.18



Hochschrank Pleno Fiore larder pull-out 1900

Complete mechanism set, including a set of Fiore clip-on shelves

Set includes:

- 1 main frame
- 1 frame top 1900
- 6 clip-on shelves Fiore
- 6 wooden rails oak medium (height 52 mm)
- 1 set of door connections
- 1 lower slide, including Softopen
- 1 upper slide


Opening angle: 110°

Load capacity: 100 kg

Interior depth: min. 500

Unit width	Surface	Width	Depth	Height	Art. No.
450	anthracite	412 / 418	495	1715	100.0956.43
600	anthracite	562 / 568	495	1715	100.0959.43

Other heights available on request




Non-slip mat Standard Fiore

For the Fiore clip-on shelf for Hochschrank Pleno

- Gummed surface
- Raised diamond pattern
- Easy to remove for cleaning

Unit width	Surface	Width	Depth	Height	Art. No.
450	grey	323	393	1	100.0964.18
600	grey	473	393	1	100.0965.18



Wooden box set "low" Pleno


For clip-on shelf Libell and Fiore for Hochschrank Pleno

Set includes:

- 1 x horizontal bracket (473 / 323 x 102 x 87 mm)
- 2 x small, low-sided boxes (247 x 148 x 50 mm)

Unit width	Surface	Width	Depth	Height	Art. No.
450	Light oak			50 / 87	100.0909.36
600	Light oak			50 / 87	100.0907.36

If the wooden box set is placed on the clip-on shelf Fiore as shown in the picture, then the wooden rail of the shelf must be removed. The wooden rail can be used, if the wooden box set is placed with a rotation of 90 degrees.



Wooden box set "high" Pleno

For clip-on shelf Libell and Fiore for Hochschrank Pleno

Set includes:

- 1 x horizontal bracket (473 x 102 x 87 mm)
- 1 x large, high-sided box (247 x 296 x 87 mm)

Unit width	Surface	Width	Depth	Height	Art. No.
600	Light oak			87	100.0908.36



Extra shelf set

For clip-on shelf Libell and Fiore for Hochschrank Pleno

- Magnetic - the magnetic feet stick to the shelf
- Shelf can be placed in three different positions
- An extra level of storage for pot lids and similar

Unit width	Surface	Width	Depth	Height	Art. No.
450	white	309	226	160 / 164	200.1442.01
450	silver	309	226	160 / 164	200.1442.12
450	anthracite	309	226	160 / 164	200.1442.43
600	white	459	226	160 / 164	200.1448.01
600	silver	459	226	160 / 164	200.1448.12
600	anthracite	459	226	160 / 164	200.1448.43



Shelf divider

Magnetic divider for Libell and Fiore shelves

- Can be attached to the shelf (base or side) or the non-slip mat

	Surface	Width	Depth	Height	Art. No.
	white	85	26 / 3	90	100.0706.51
	grey	85	26 / 3	90	100.0706.52
	anthracite	85	26 / 3	90	100.0706.43

Order quantity: 4 pieces or a multiple per article number