





MAXI

FAST INSTALLATION – AND A SOFT LIFT


 KESSEBÖHMER

Opening angle	Carcase height (mm)	Fixing bracket for the front	Model A Grey Product code	Model B Beige Product code	Model C Ice white Product code	Model D Black Product code
		for flat headed screws PU: 25 sets	271710 0006 nickel-plated	271713 0006 nickel-plated	271721 0006 nickel-plated	271720 0006 nickel-plated
		for euro screws PU: 25 sets	271707 0006 nickel-plated	271711 0006 nickel-plated	271714 0006 nickel-plated	271722 0006 nickel-plated
 75°	300		3,8–7,1 kg	6,7–13,7 kg	11,9–21,0 kg	15,4–27,3 kg
	400		2,8–5,3 kg	5,0–10,3 kg	8,9–15,8 kg	11,6–20,5 kg
	500		2,3–4,3 kg	4,1–8,3 kg	7,2–12,5 kg	9,4–16,2 kg
	600		1,9–3,5 kg	3,3–7,0 kg	5,9–10,6 kg	7,6–13,7 kg
	700		1,6–3,0 kg	2,8–5,7 kg	5,0–8,8 kg	6,5–11,4 kg
	800		1,4–2,7 kg	2,5–5,1 kg	4,4–7,9 kg	5,7–10,4 kg
	900		1,3–2,4 kg	2,2–4,6 kg	4,0–7,0 kg	5,2–9,1 kg
	1.000		1,1–2,1 kg	2,0–4,1 kg	3,6–6,3 kg	4,6–8,2 kg

Front weights per 1x fitting; for carcasses wider than 600 mm 2x fitting

 90°	300		3,0–5,3 kg	5,1–10,2 kg	9,1–15,8 kg	11,9–20,8 kg
	400		2,3–4,0 kg	3,8–7,6 kg	6,9–11,9 kg	8,9–15,6 kg
	500		1,8–3,2 kg	3,1–6,1 kg	5,5–9,6 kg	7,2–12,5 kg
	600		1,5–2,7 kg	2,6–5,1 kg	4,6–7,9 kg	6,0–10,4 kg
	700		1,3–2,2 kg	2,1–4,2 kg	3,8–6,6 kg	4,9–8,7 kg
	800		1,1–2,0 kg	1,9–3,9 kg	3,4–5,9 kg	4,4–7,8 kg
	900		1,0–1,8 kg	1,7–3,4 kg	3,0–5,2 kg	3,9–6,9 kg
	1.000		0,9–1,6 kg	1,5–3,0 kg	2,7–4,7 kg	3,6–6,2 kg

Front weights per 1x fitting; for carcasses wider than 600 mm 2x fitting

 110°	300		2,4–4,0 kg	3,9–7,5 kg	6,8–11,6 kg	9,2–15,0 kg
	400		1,8–3,0 kg	2,9–5,6 kg	5,1–8,7 kg	6,9–11,2 kg
	500		1,4–2,4 kg	2,4–4,5 kg	4,0–7,1 kg	5,7–9,0 kg
	600		1,2–2,0 kg	1,9–3,8 kg	3,3–5,9 kg	4,5–7,6 kg
	700		1,0–1,7 kg	1,7–3,1 kg	2,9–4,8 kg	3,8–6,2 kg
	800		0,9–1,4 kg	1,4–2,8 kg	2,6–4,3 kg	3,4–5,6 kg
	900		0,8–1,3 kg	1,3–2,5 kg	2,3–3,8 kg	3,0–5,0 kg
	1.000		0,7–1,2 kg	1,1–2,2 kg	2,0–3,5 kg	2,7–4,5 kg

Front weights per 1x fitting; for carcasses wider than 600 mm 2x fitting

Fixing bracket for the carcase: 37 mm hole distance

Set consists of:

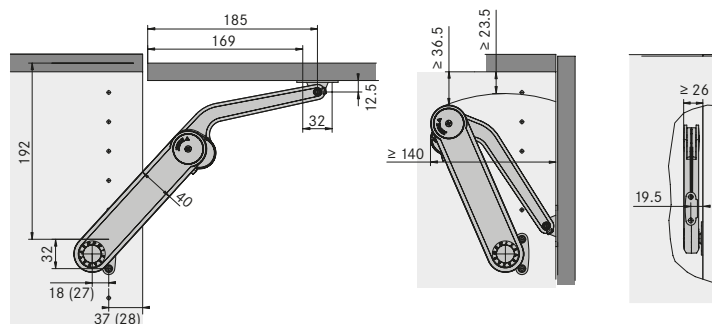
1 fitting

1 fixing bracket for the carcase

1 fixing bracket for the front



Fig.: 90° Opening angle
(Dimensions in mm)



View left carcass side
(lifter installed right)

Front view