



**Two way clip-on hydraulic hinge with cam adjustable plate**

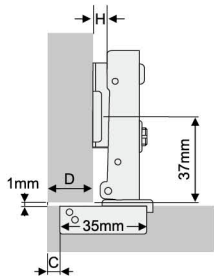


**Technical specifications:**

- Main material: cold-rolled steel.
- Finish: nickel plated.
- Opening angle: 105°.
- Dia. of hinge cup: 35mm.
- Depth of hinge cup: 11.3mm.
- Door thickness: 14-23mm.
- Concealed hydraulic hinge, clip-on, CAM adjustable.
- With self-closing function.

**A**  
Hinge Series

$H=14+C-D$



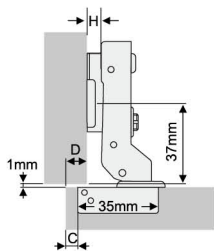
**A - Overlay**

Drilling distance C (mm)	Front overlay D (mm)				
	17	18	19	20	21
3	0				
4		0			
5			0		
6				0	
7					0

Mounting plate height H (mm)

Installation method	Hinge cup (mm)		
	45	48	52
Chipboard screw on	311.292.412	311.292.512	311.292.612

$H=5+C-D$



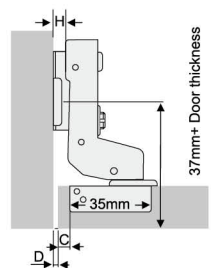
**B - Half overlay**

Drilling distance C (mm)	Front overlay D (mm)				
	08	09	10	11	12
3	0				
4		0			
5			0		
6				0	
7					0

Mounting plate height H (mm)

Installation method	Hinge cup (mm)		
	45	48	52
Chipboard screw on	311.292.422	311.292.522	311.292.622

$H=6+C+D$



**C - Inset**

Drilling distance C (mm)	Front overlay D (mm)				
	03	02	01	0	-1
3	0				
4		0			
5			0		
6				0	
7					0

Mounting plate height H (mm)

Installation method	Hinge cup (mm)		
	45	48	52
Chipboard screw on	311.292.432	311.292.532	311.292.632

www.meaton-group.com

Optional Mounting Plate [Page - A.48](#)

Optional Hinge Cover [Page - A.45](#)