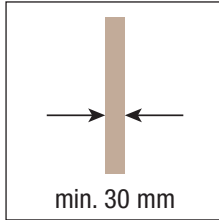
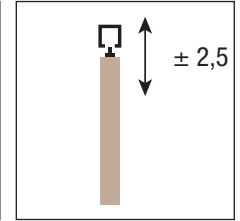
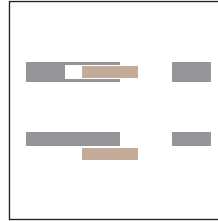
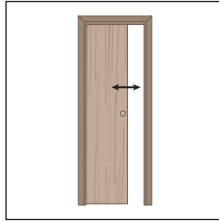






SYSTEM 0450/40

Holzschiebetür-Lösung für bündige Türen





Solution for a flush wooden sliding door

Schuifstelsysteem voor houten deuren met 3 mm ophanging



KIT Art. 0450/3	
Laufwagen mit Befestigungs-Lasche 40kg <i>Roller with integrated bracket 40kg</i> Loopwagen met vaste ophanging 40kg	 2 pcs
Bodenführung <i>Lower guide</i> Vloergeleiding	 1 pcs
Fangstopper <i>Stop brake</i> Rem	 2 pcs
Gabelschlüssel <i>Fork wrench</i> Inbussleutel	 1 pcs

*Ersatzteile - *Spare parts - *Reserveonderdelen	
Art. 0450/51 Laufwagen mit Befestigungs-Lasche 40kg <i>Roller with integrated bracket 40kg</i> Loopwagen met vaste ophanging 40kg	 2 pcs
Art. 0810/80x800 Bodenführung <i>Lower guide</i> Vloergeleiding	 1 pcs
Art. 0400/52 Fangstopper <i>Stop brake</i> Rem	 2 pcs

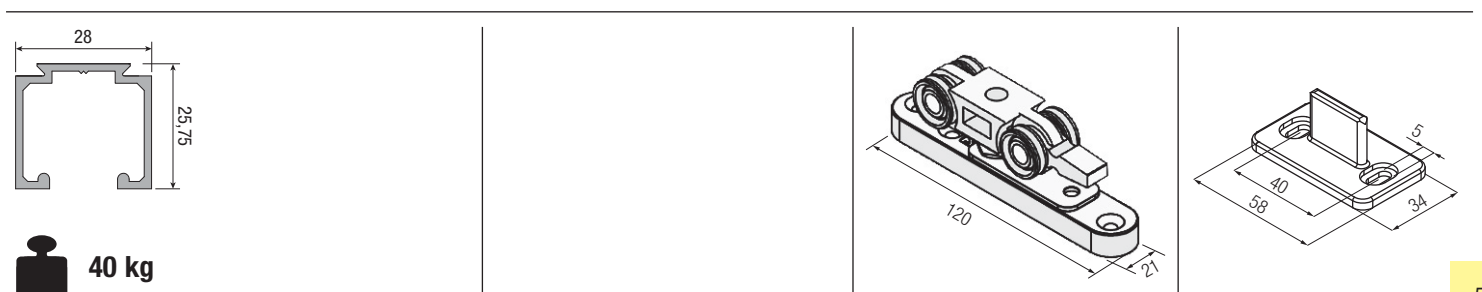
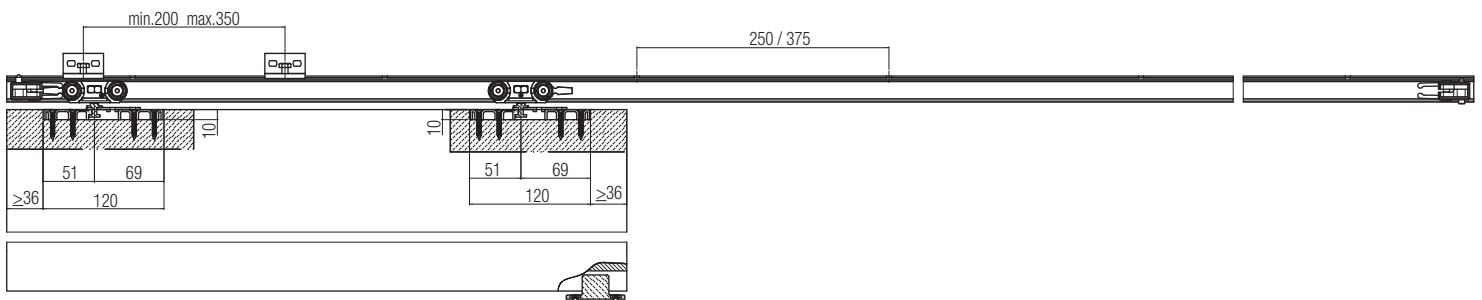
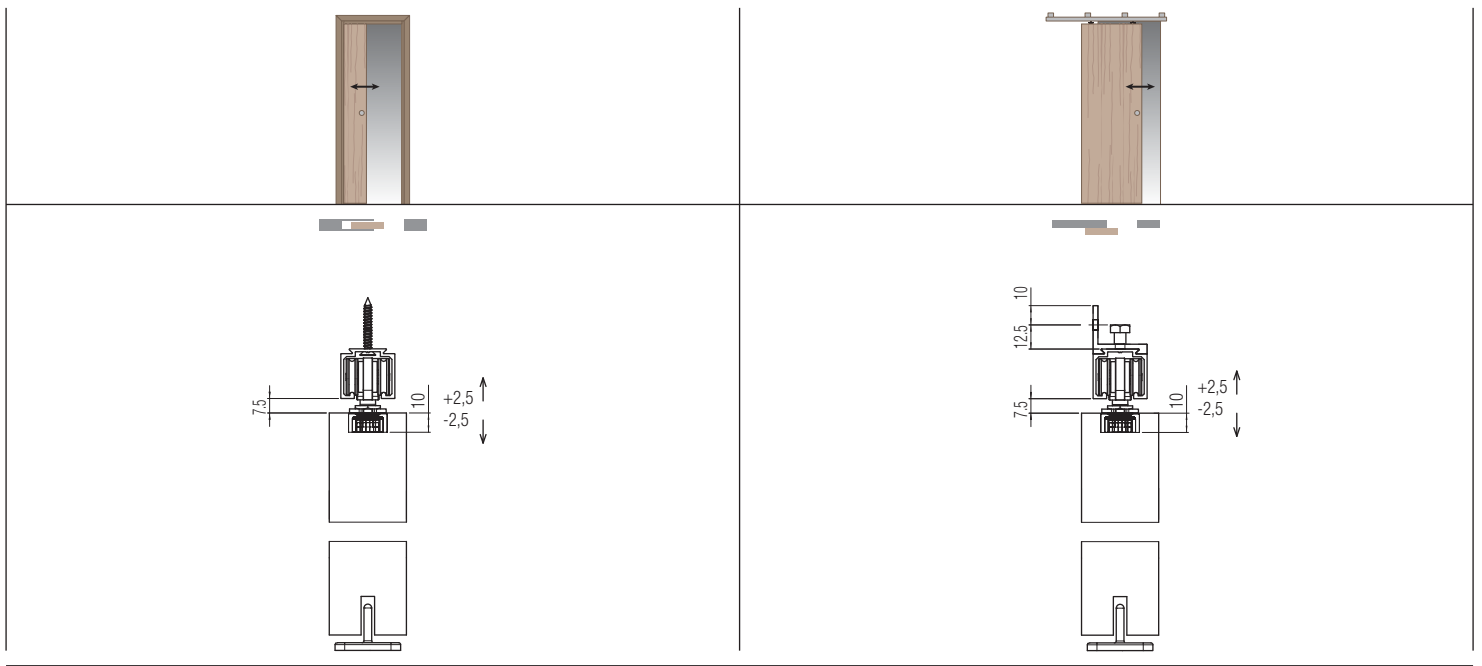
Passende Zubehöre Compatible accessories Bijpassende accessoires	
Art. 0400/1 Alu-Laufschiene, gebohrt Tragkraft 40 kg, silbereloxiert (F1) <i>Drilled and anodised aluminium track, capacity 40 kg</i>	m 6 m 3 
Art. 0400/16 Alu-Laufschiene, gebohrt Tragkraft 40 kg, blank <i>Drilled aluminium track, capacity 40 kg</i>	m 6 m 3 
Art. 0400/6G Geperforeerde rail van geanodiseerd aluminium, draagkracht 40 kg	
Art. 0400/5 Wandbefestigungswinkel 40 kg <i>Side mount 40 kg</i> Zijdelingse steun 40 kg	

*Die Artikel in der Tabelle "Ersatzteile" können **nur** in den angegebenen Mengen bestellt werden.

The articles in the table "Spare parts" are to be **only ordered in the indicated quantities.*

*Artikelen in de tabel "reserve onderdelen" kunnen **alleen** besteld worden in de aangegeven hoeveelheden.

Ausführbare Schiebetür-Lösungen
Possible sliding solutions
Mogelijke oplossingen schuifdeuren



 **40 kg**