



ARMADURAS À MEDIDA

CASATREND

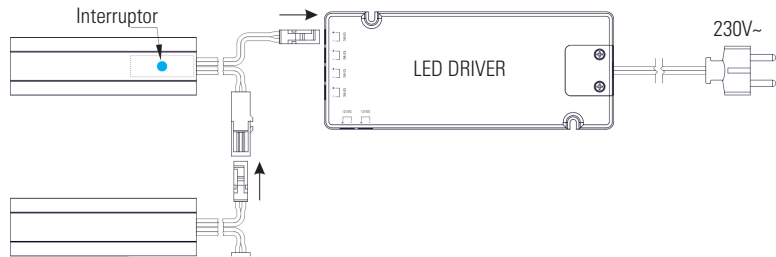
Armaduras prontas a instalar.
Comprimento ajustável apenas cortando o perfil à medida pretendida.

Armaduras de Embutir e Exteriores

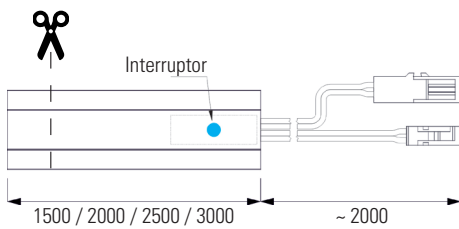
Armaduras com ou sem interruptor.

Luz neutra 4000K ou fria 6000K.

Equipada com cabo macho para ligar ao transformador e cabo fêmea para combinar com outras armaduras.



Armadura de embutir com interruptor

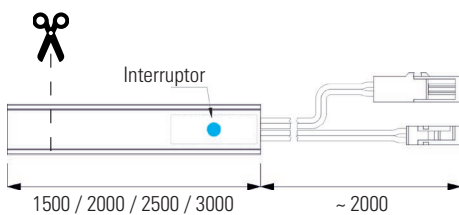


Armadura de Embutir

L (mm)	W	W/M	V	Luz	Interruptor	
					Sem	Com
1500	9	6	12	4000 K	INLXL.1500.4K	INLXL.I.1500.4K
2000	11	6	12	4000 K	INLXL.2000.4K	INLXL.I.2000.4K
2500	13	6	12	4000 K	INLXL.2500.4K	INLXL.I.2500.4K
3000	15	6	12	4000 K	INLXL.3000.4K	INLXL.I.3000.4K
1500	9	6	12	6000 K	INLXL.1500.6K	INLXL.I.1500.6K
2000	11	6	12	6000 K	INLXL.2000.6K	INLXL.I.2000.6K
2500	13	6	12	6000 K	INLXL.2500.6K	INLXL.I.2500.6K
3000	15	6	12	6000 K	INLXL.3000.6K	INLXL.I.3000.6K



Armadura exterior sem interruptor



Armadura Exterior

L (mm)	W	W/M	V	Luz	Interruptor	
					Sem	Com
1500	9	6	12	4000 K	LINE.1500.4K	LINE.I.1500.4K
2000	11	6	12	4000 K	LINE.2000.4K	LINE.I.2000.4K
2500	13	6	12	4000 K	LINE.2500.4K	LINE.I.2500.4K
3000	15	6	12	4000 K	LINE.3000.4K	LINE.I.3000.4K
1500	9	6	12	6000 K	LINE.1500.6K	LINE.I.1500.6K
2000	11	6	12	6000 K	LINE.2000.6K	LINE.I.2000.6K
2500	13	6	12	6000 K	LINE.2500.6K	LINE.I.2500.6K
3000	15	6	12	6000 K	LINE.3000.6K	LINE.I.3000.6K


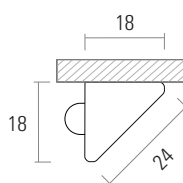
Armaduras prontas a instalar.
Comprimento ajustável apenas cortando o perfil à medida pretendida.

Futura PIR



Sensor PIR localizado numa das laterais, com alcance de 1,5 metros.
Difusor branco.

Temporizador de desligar: 35 segundos




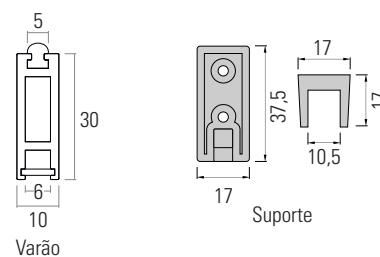
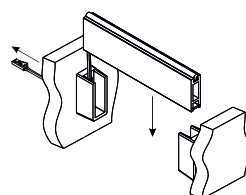
L (mm)	W	V	Luz	Posição do PIR	
				Esquerdo	Direito
568	11,2	12	3000 K	FUT.PIR568.E	FUT.PIR568.D
868	18,1	12	3000 K	FUT.PIR868.E	FUT.PIR868.D
1168	25,1	12	3000 K	FUT.PIR1168.E	FUT.PIR1168.D



Varão de Roupeiro Slim



Cabideiro com luz integrada.

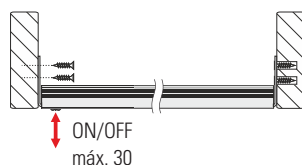
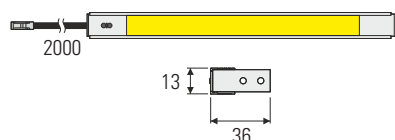


L (mm)	W	V	Luz	Acabamento	
				Alumínio	Preto
568	6,2	12	3000 K	RSLIM.568.3K.A	RSLIM.568.3K.P
868	9,7	12	3000 K	RSLIM.868.3K.A	RSLIM.868.3K.P
1168	13,1	12	3000 K	RSLIM.1168.3K.A	RSLIM.1168.3K.P

Armadura para Gaveta Polarus



Iluminação com a abertura da gaveta.



L (mm)	W	V	Luz	Acab.	Código
568	5,5	12	4000 K	Alumínio	POLP.568
868	9,1	12	4000 K	Alumínio	POLP.868
1168	12,3	12	4000 K	Alumínio	POLP.1168



