

SW sliding system

In line sliding system - SWL002

“Common system for top and bottom cabinet”

For hanging or base cabinet solution, one hardware system can be applied.

Minimal design to make your cabinet more elegant.





“Convenient operation with 100% door opening”


Flush design of sliding solution without handles or flexible handle design.

Easy installation with pre-mounted running system.

Adjustment with easy operation.

SW sliding system

In line sliding system - SWL002



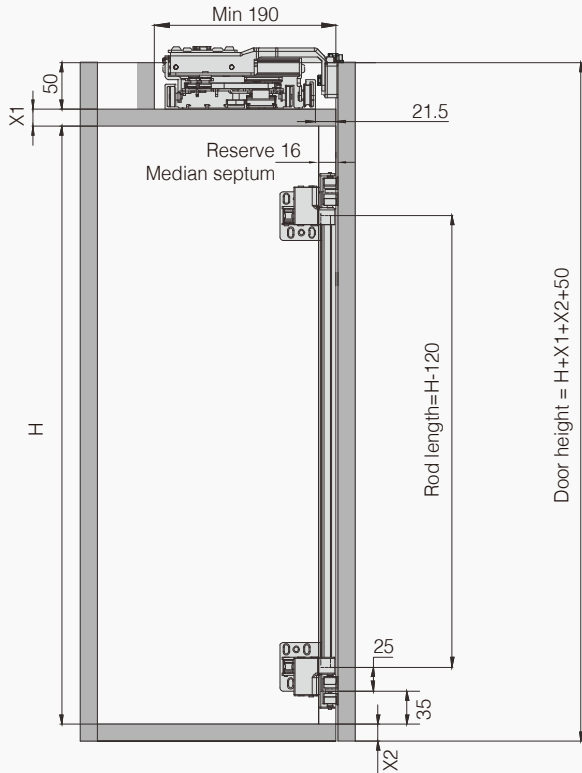
- For hanging cabinet or base cabinet
- In line sliding system
- Door height $\leq 1000/1500\text{mm}$
- Soft-close system
- 20KG single door loading capacity
- Damper with anti jumping and anti-decoupling
- 1150-1750/1751-2350mm internal cabinet width
- 15-22mm door thickness



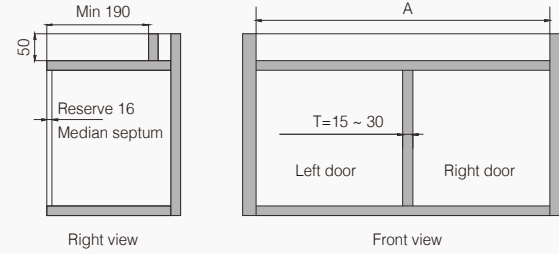
	Item	Quantity (2 doors)
1	Track	1 pc
2	Left door side regulator	1 pc
3	Left door middle regulator	1 pc
4	Right door middle regulator	1 pc
5	Right door side regulator	1 pc
6	Connecting rod	2 pcs
7	Door rail	4 pcs

Item No.	Internal cabinet width	Door width (Cover side panel 22mm)	Door height
SWL002-1	1150-1750mm	600-900mm	$\leq 1000\text{mm}$
SWL002-2	1751-2350mm	900-1200mm	$\leq 1500\text{mm}$

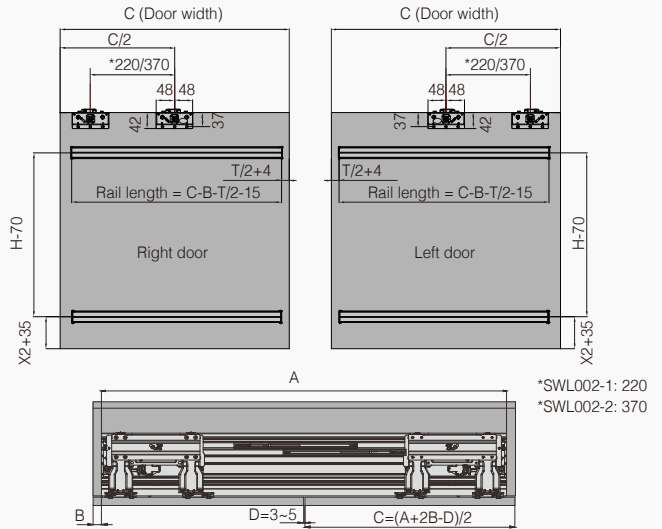
Hanging cabinet installation



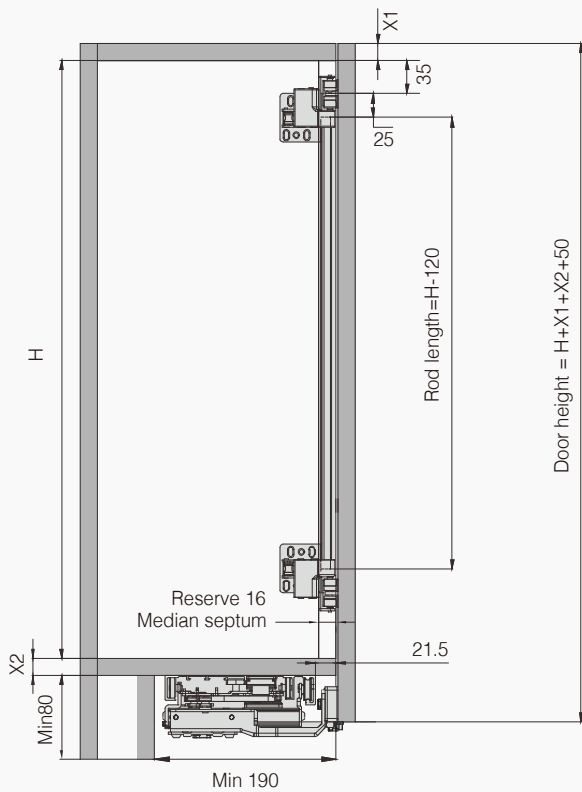
Cabinet requirements



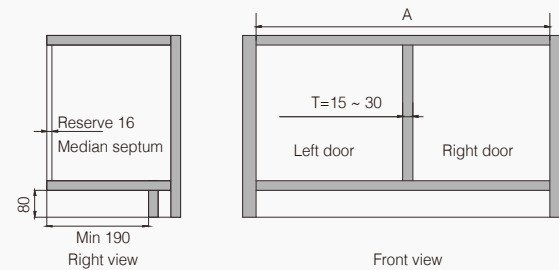
Door dimension



Base cabinet installation



Cabinet requirements



Door dimension

